



ChildPilot - Parent Portal User Guide

When you receive the invitation from the school to create your childpilot user account, please click the link and create a password. Once you have created your password and received the email verification, you will be able to login into your childpilot user account.

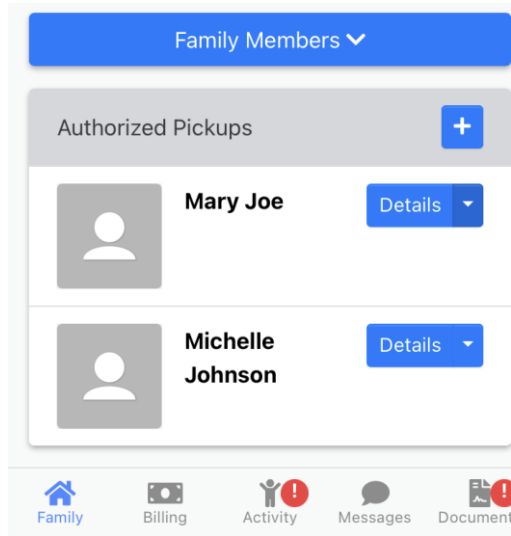
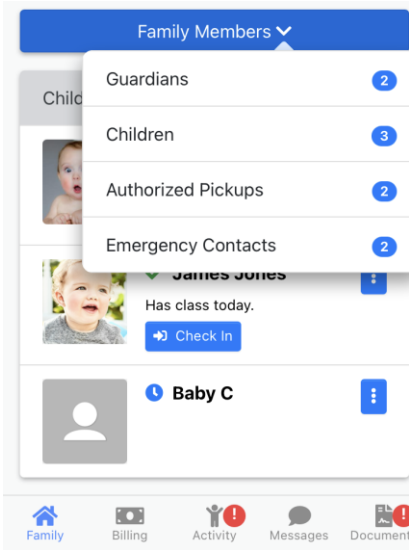
ChildPilot is a web-based program with an additional app. You can login to your account through the web browser by going to <https://zionseymour.childpilot.com/parents/login> or by downloading the app on your smart device. Go to the app store and search ChildPilot Parents.

You can reach ChildPilot Support at 214-785-2151.

Parent Portal App Features -

Home Tab:

- View/Add child, parent/guardian, authorized pick-ups and emergency contact information. Click the member group you would like to add and select the plus button to add new guardians, children, authorized pickups or emergency contacts. To edit current members, click the drop down next the button that says Details.
- Check in child by scanning QR Code at the school.



Billing Tab:

- View unpaid and paid invoices.
- Make payments using a credit card.
- Sign up for auto-pay.
- View/print tax statements.

Balance: \$60.00



Showing unpaid invoices




Balance: \$60.00
Jace Madrid April 2019 Invoice

Apr 11, 2019

Activity Tab:

- View current or past activities posted by the school for your child. (ex: meal time, potty time, nap time, photos, videos, incident reports, attendance)
- Save pics/videos from activity feed to your smart device.

 Posted by: S
he fell because he ran to his chair after playing outside. scraped his knee on the rug.



 **Jace Madrid**
Posted by: S 3:47 PM


Had his carrots and pretzels snack.

Meal: PM Snack
Consumed: Some


Messages Tab:


- Send and receive messages to/from your child's teacher or administrative staff.

4/9/2019

 SuperUser 4:43 PM
Thank you. You can message us here if you have any questions.

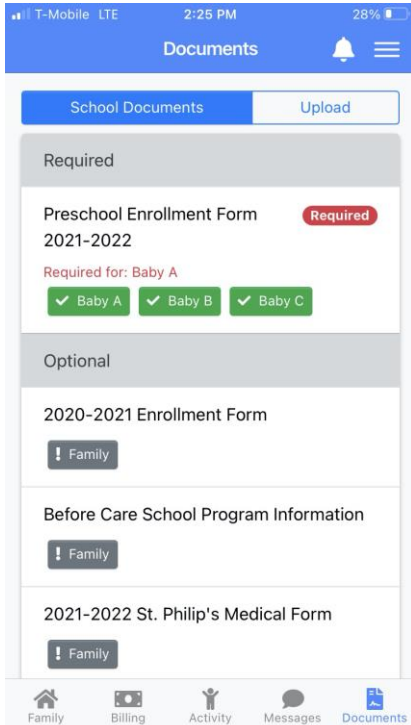
4/2/2019

 Jacqueline Madrid 2:58 PM
I got the form in the portal. I'll e-sign it and share it back in!

 Jacqueline Madrid 2:51 PM
I appreciate your help today.

Documents Tab:

- Fill out registration form and other school documents online and submit directly to the school.



Menu Button (Top Right)

- View the school's events calendar.
- Buy Products
- Pre-Register for a new year.

